PANTHERA CLASSIC GLOSSARY

ANCHOR	Section on the upper and lower splint of the appliance that serves to attach the **Rod.**
ANTERIOR AIRWAY	Space that allows air flow in the anterior section of the appliance. **See Plateau, Lateral**
ANTERIOR CONTACT	The splint is in contact with the anterior teeth. No retention is taken even with tooth contact.
ANTERIOR DISCLUDER	See **Plateau, Anterior**
ANTERIOR DISCLUDING ELEMENTS	See **Plateau, Anterior**
ANTERIOR OPENING	See **Plateau, Lateral**
ANTERIOR PADS	See **Plateau, Anterior**
BANDS	Section of the splint that links both side in the anterior area.
BAND, ½ BUCCAL	An upper or lower lingual band with ½ return toward the buccal side. Optional with **Anterior Contact.**
BAND, ½ LINGUAL	An upper or lower buccal band with ½ return toward the lingual side. Optional with **Anterior Contact.**
BAND, BUCCAL	An upper or lower band that passes on the buccal side 
BAND, FULL	An upper or lower full band that covers both lingual and buccal sides. Optional with **Anterior Contact.** 
BAND, LINGUAL	An upper or lower band that passes on the lingual side. 

L-023 v01, 2021-08

PANTHERA CLASSIC GLOSSARY

BITE	A material that gives a relationship between the maxillary and mandible.
BITE, DESIRED	Bite that represents where treatment will start.
BITE, MAXIMUM	Bite that represents the maximum protrusion of the patient (without effort)
BITE, PHONETIC	Bite using the “S” sound technique, the treatment will start at this position.
BITE, PROTRUSIVE	Bite in advancement, does not mean maximum bite.
BITE FORK	Plastic fork used in conjunction with impression material to take a bite from the patient. Some examples: - George Gauge - Andea Gauge - Matrix - Pro Gauge Fork 
BRUXISM	The involuntary grinding or clenching of teeth. Exists in 3 levels ranging from mild (light), to moderate to severe.
COMPOSITE BUTTONS	Composite buccal bump, bonded to natural teeth to improve retentive properties. 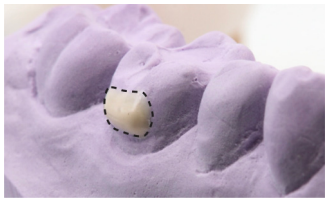
COVER THIRD MOLAR	The splint will cover at least partially the 3rd molar.

L-023 v01, 2021-08

PANTHERA CLASSIC GLOSSARY

D-SAD	Panthera **D**igital – **S**leep **A**pnea **D**evice
DENTAL MIDLINE, UPPER	Line drawn perpendiculary from the maxillary occlusal plane through to the proximal contacts of the central incisors.
DESIRED ADVANCEMENT	See **Bite, Desired**
DISTAL WRAP	Full coverage of the molar including the distal part of it.
ELASTIC NOTCH	Two small notches on the splint of the appliance that hold an **Elastic** in place to help keep the patient's mouth closed.
ELASTIC GROOVE	See **Elastic Notch**
ELASTIC	Orthodontic rubber band used to help keep the patient's mouth closed. 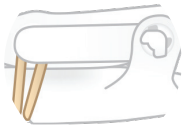
ENGAGE ANTERIOR	See **Anterior Contact**
FULL COVERAGE	See **Band, Full,** does no refer to **Anterior Contact.**
GEORGE GAUGE	Provides a quantifiable bite measurement.
GUTTER (LOWER/UPPER)	See **Splints (Lower/Upper)**
HINGES	See **Rods**
LINGUALESS	See **Band, Buccal**

L-023 v01, 2021-08

PANTHERA CLASSIC GLOSSARY

MAD	**M**andibular **A**dvancement **D**evice
MANDIBULAR PROTRUSION STRAIGHT	The projection of the **Dental Midline, Upper** on the lower incisive is always at the same place during mandibular protrusion.
MAXIMUM ADVANCEMENT	See **Bite, Maximum**
MAXIMUM PROTRUSION	See **Bite, Maximum**
MIDLINE	See **Upper Dental Midline**
MINIMUM VERTICAL SPACING	See **Vertical Dimension**
OCCLUSAL PADS	See **Plateau**
PLATEAU	Section on each splint that will be flat and serve as a slide ramp between upper and lower splints.
PLATEAU, ANTERIOR	Plateau that will be on the anterior section of the splint only. The width goes from canine to canine. Available on **Upper Splint** only.
PLATEAU, FULL	On the upper, the plateau will generally stop at the mesial of the first molar. On the lower, the plateau will generally stop at the distal of the first molar.
PLATEAU, LATERAL	An upper or lower plateau that will cover both sides (lateral) of the splint leaving the anterior section open.
RETRUDE	To move backward from a specific point, in oral appliance, to move backward from the provided **Bite**.
PROTRUDE	To move forward from a specific point, in oral appliance, to move forward from the provided **Bite**.
STARTING POINT	Position at which the appliance will be delivered mounted according to the provided **Bite.**

L-023 v01, 2021-08

PANTHERA CLASSIC GLOSSARY

RODS	Replaceable parts used to protrude or retrude the mandible on a Panthera D-SAD. The size of the rods is written on it. The value is in millimetres (mm). The shorter the rods, the more the mandible is moving forward. Rods come in 0.5mm increments and range from 16mm to 34mm.
RODS +	Rods specially designed for patients that break regular rods, only available upon case reviewing by Panthera experts.
SPLINT (LOWER/UPPER)	An oral appliance is made of 2 splints, one upper and one lower.
STRAPS	See **Rods**
TMJ	**T**emporo**m**andibular **J**oint.
TRIANGLES	Back section of the lower **Splint** of the **D-SAD**™ that brings the **Anchor** at a similar height as the upper one.
VDO (Vertical Dimension Occlusion)	The vertical dimension of the lower part of the face measured between two markers (e.g. infra nasal point and gnathion) when the arches are in occlusion in maximal intercuspation position.
VERTICAL SPACING	Vertical space between maxillary and mandible. 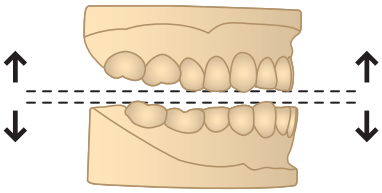

L-023 v01, 2021-08